



FLEXIBLE GROUPING

WEST MIDDLE SCHOOL



PRESENTED BY:

MIRANDA DUELL

CARRIE WATKINS

CHRIS JONASSEN

JULIE HURLEY



FLEXIBLE GROUPING

- **What is Flexible Grouping?**
- Flexible grouping is a range of grouping students together for delivering instruction.
- It creates temporary groups that allow a teacher to work a group of students on specific skills that they need extra support with or for enrichment.
- Flexible grouping is typically used in elementary schools to help students master a learning concept.


WHY FLEXIBLE GROUPING IN THE MIDDLE SCHOOL?

- Helps differentiate instruction
- Directly linked to the PDSA process
- Based on student learning needs
- Helps close achievement gaps by focusing on individual and small group needs
- Flex grouping minimizes the stigma of being different and for many students helps to reduce their anxiety of being pulled for a group.

INFORMAL ASSESSMENT CHECKLIST

1st Core Math											
Student	Post Test Area	Exponent Dice Activity	Exponents Homework Practice	2-Digit Post Test	7-Ready Lesson Mult. Decimals	7, 8, 9, 10, 12, 14	Decimal Practice	Decimal Quiz	5 questions	Post Test Decimals	All operations Word Problem
	10/16	10/10	10/10	10/11	10/19	10/26	10/23	10/25	10/23		
	11	✓+	✓+	75			✓+	80	70/80	✓+	
	89	✓+	✓+	88			✓	100	60/70	✓+	
	56	✓+	✓+	88	80 ^c		✓+	100	100/110		
	33			50	80 ^c			100	70	✓+	
	67	✓+	✓+	100	80 ^c	90	100	100/110	✓+		
	11	✓+		75	no paper 65		✓-	40/50	30/40	✓-	
	67	✓+	✓	75	58/100	A		0/20	50/65	✓+	
	100	✓+	✓+	88	83	A	✓+	100	80	✓+	
	44	✓+	✓+	88	92		✓+	20/50	60/70	✓+	
	100	✓+	✓+	88			✓+	100	100/110	80 ^c	
	67				80 ^c	80 ^c	80	60/70	75 ^c		
	78	✓+	✓	88	no paper 73	80 ^c	40	50/65			
	78	✓+	✓	88	no paper 73	✓-	60	70/80	✓+		
	78	✓+	✓+	100	92		✓+	100	90	80 ^c	
	56	✓+	✓+	88	83		✓+	60/80	80/90	80 ^c	
	67	✓+	✓	88	75		✓+	60	100/110	✓+	
	75		E	100	97		✓+	80	100/110	✓+	
	11	✓+	✓+	88	33		✓-	80	50/60		
E	E	E	✓+	E	75		✓+	80	60/70	✓+	

PD FOR TEACHERS-HANDOUT





HOW TO IMPLEMENT FLEXIBLE GROUPING

- Organize your classroom so it is conducive to small group instruction (set up, proximity). Visually can monitor all students
- Do not give students an assignment if you can't monitor it, especially on a computer. Inspect what you expect. Students need something independently that they will be accountable for (they should show proof! Some sort of product)
- Small group instruction should take place during independent practice, when students can work independently and on their own.
- How do you identify students in need of small group instruction? (Discussion) – PDSA, Informal Assessments, check charts, etc.)
- What should small group instruction look like? What resources should be used? Can include manipulatives; should be interactive.
- When should you pull a flex group?
- Flex grouping vs. stations
- Frequency? When and how often should you utilize flex grouping? How do you when a student is ready to move out? Quiz/Assessment retakes?











VIDEOS OF FLEXIBLE GROUPING AT WMS







WMS FLEXIBLE GROUPS

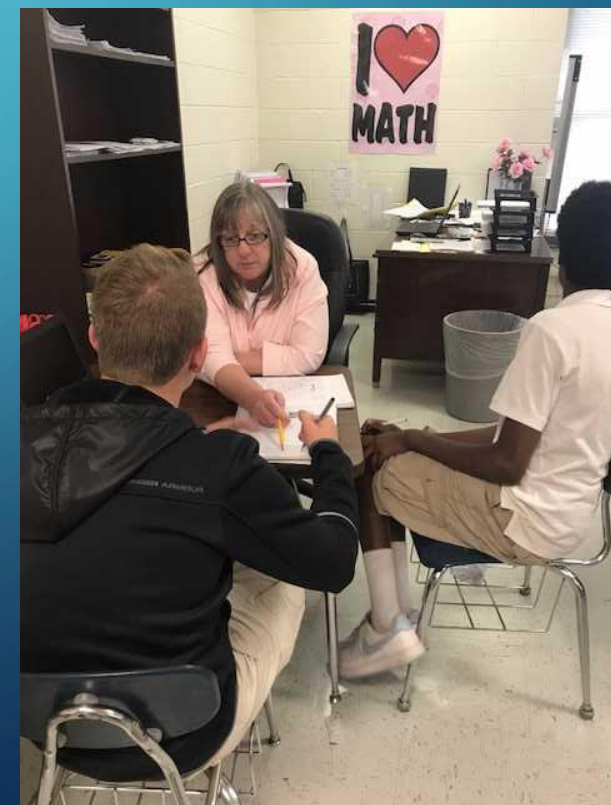







“Our task is to provide an education for the kinds of kids we have, not the kinds of kids we used to have, or want to have, or the kids that exist in our dreams.”

~K.P. Gerlach



REFERENCES

- <https://www.thoughtco.com/pros-and-cons-to-flexible-grouping-7603>
- www.teachhub.com/flexible-grouping-differentiated-instruction-strategy